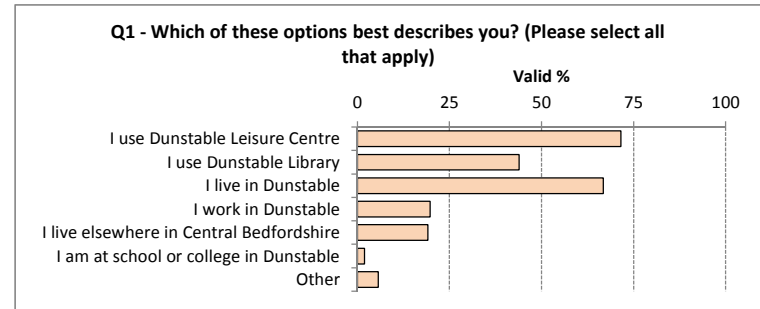


Dunstable Leisure Centre Redevelopment - Consultation Results

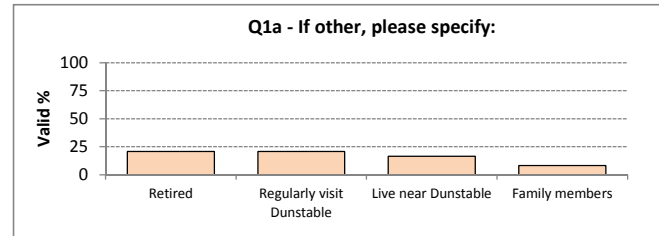
Q1 - Which of these options best describes you? (please select all that apply)

		Frequency	Percent	Valid Percent
Valid	I use Dunstable Leisure Centre	329	70.8	71.5
	I use Dunstable Library	202	43.4	43.9
	I live in Dunstable	307	66.0	66.7
	I work in Dunstable	91	19.6	19.8
	I live elsewhere in Central Bedfordshire	88	18.9	19.1
	I am at school or college in Dunstable	9	1.9	2.0
	Other	26	5.6	5.7
	Total	460	98.9	100.0
Missing		5	1.1	
Total		465	100.0	



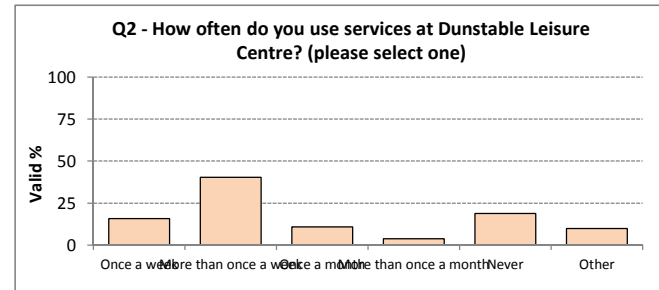
Q1a - If other, please specify:

	Analysis of repeat themes	Frequency	Percent	Valid Percent
Valid	Retired	5	19.2	20.8
	Regularly visit Dunstable	5	19.2	20.8
	Live near Dunstable	4	15.4	16.7
	Family members	2	7.7	8.3
	Total no. of responses	24	92.3	100.0
Missing		2	7.7	
Total		26	100.0	



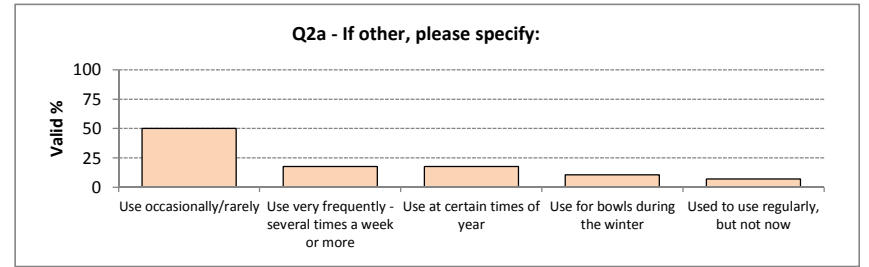
Q2 - How often do you use services at Dunstable Leisure Centre? (please select one)

		Frequency	Percent	Valid Percent
Valid	Once a week	72	15.5	15.8
	More than once a week	184	39.6	40.4
	Once a month	50	10.8	11.0
	More than once a month	18	3.9	4.0
	Never	86	18.5	18.9
	Other	45	9.7	9.9
	Total	455	97.8	100.0
Missing		10	2.2	
Total		465	100.0	



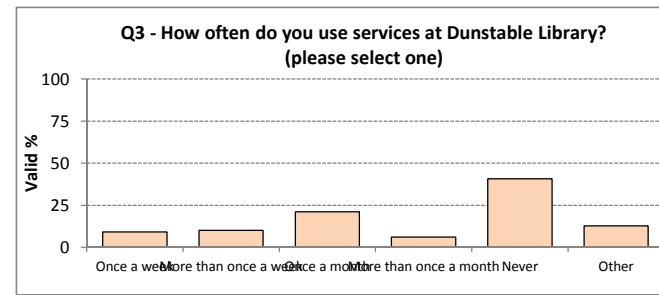
Q2a - If other, please specify:

Analysis of repeat themes		Frequency	Percent	Valid Percent
Valid	Use occasionally/rarely	14	31.1	50.0
	Use very frequently - several times a week or more	5	11.1	17.9
	Use at certain times of year	5	11.1	17.9
	Use for bowls during the winter	3	6.7	10.7
	Used to use regularly, but not now	2	4.4	7.1
	Total no. of responses	28	62.2	100.0
Missing		17	37.8	
Total		45	100.0	



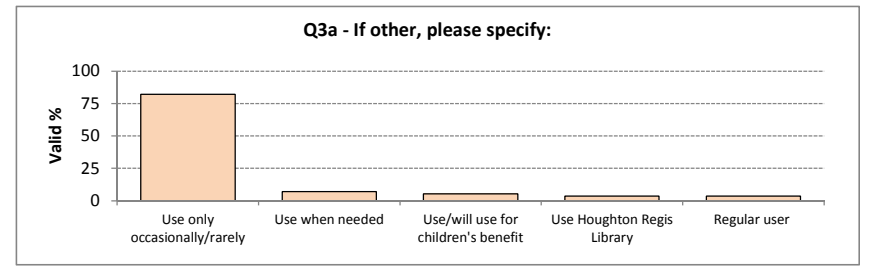
Q3 - How often do you use services at Dunstable Library? (please select one)

		Frequency	Percent	Valid Percent
Valid	Once a week	42	9.0	9.2
	More than once a week	46	9.9	10.1
	Once a month	96	20.6	21.1
	More than once a month	28	6.0	6.1
	Never	186	40.0	40.8
	Other	58	12.5	12.7
	Total	456	98.1	100.0
Missing		9	1.9	
Total		465	100.0	



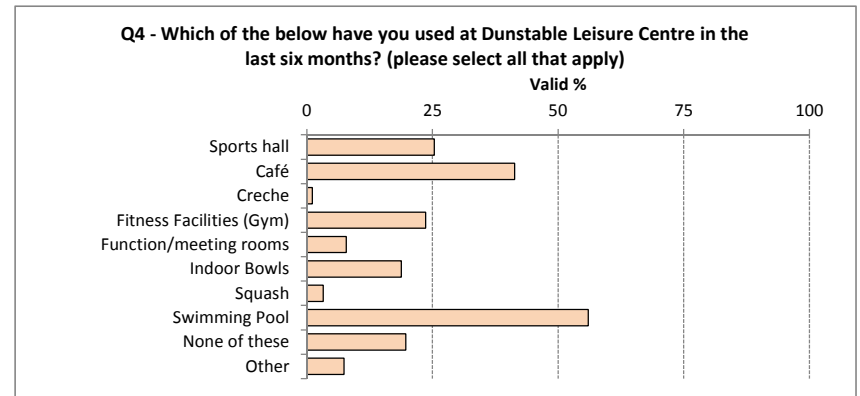
Q3a - If other, please specify:

		Frequency	Percent	Valid Percent
Valid	Use only occasionally/rarely	46	79.3	82.1
	Use when needed	4	6.9	7.1
	Use/will use for children's benefit	3	5.2	5.4
	Use Houghton Regis Library	2	3.4	3.6
	Regular user	2	3.4	3.6
	Total no. of responses	56	96.6	100.0
Missing		2	3.4	
Total		58	100.0	



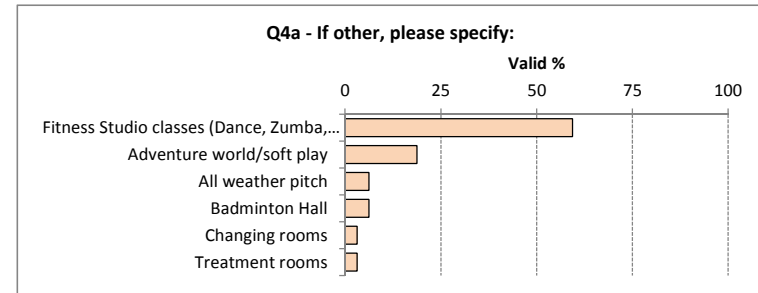
Q4 - Which of the below have you used at Dunstable Leisure Centre in the last six months? (please select all that apply)

		Frequency	Percent	Valid Percent
Valid	Sports hall	116	24.9	25.4
	Café	189	40.6	41.4
	Creche	5	1.1	1.1
	Fitness Facilities (Gym)	108	23.2	23.6
	Function/meeting rooms	36	7.7	7.9
	Indoor Bowls	86	18.5	18.8
	Squash	15	3.2	3.3
	Swimming Pool	256	55.1	56.0
	None of these	90	19.4	19.7
	Other	34	7.3	7.4
	Total	457	98.3	100.0
Missing		8	1.7	
Total		465	100.0	



Q4a - If other, please specify:

		Frequency	Percent	Valid Percent
Valid	Fitness Studio classes (Dance, Zumba, Martial arts etc)	19	55.9	59.4
	Adventure world/soft play	6	17.6	18.8
	All weather pitch	2	5.9	6.3
	Badminton Hall	2	5.9	6.3
	Changing rooms	1	2.9	3.1
	Treatment rooms	1	2.9	3.1
	Total no. of responses	32	94.1	100.0
Missing		2	5.9	
Total		34	100.0	

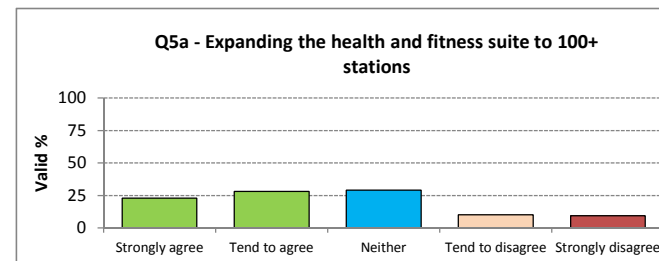


Q5 - We plan to expand the range of services available at the new leisure and cultural space.

To what extent do you agree or disagree with carrying out the following as part of these changes?

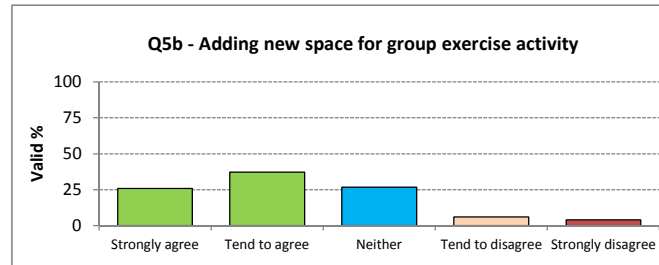
Q5a - Expanding the health and fitness suite to 100+ stations

		Frequency	Percent	Valid Percent
Valid	Strongly agree	102	21.9	23.1
	Tend to agree	124	26.7	28.1
	Neither	129	27.7	29.2
	Tend to disagree	45	9.7	10.2
	Strongly disagree	42	9.0	9.5
	Total	442	95.1	100.0
Missing		23	4.9	
Total		465	100.0	



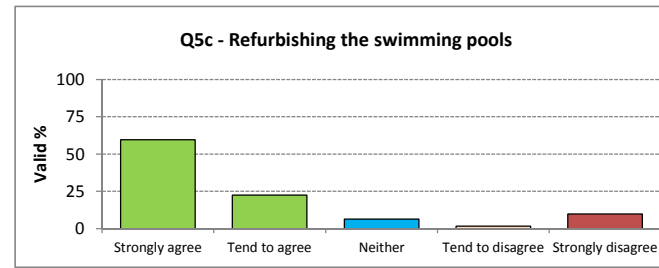
Q5b - Adding new space for group exercise activity

		Frequency	Percent	Valid Percent
Valid	Strongly agree	112	24.1	25.8
	Tend to agree	162	34.8	37.3
	Neither	116	24.9	26.7
	Tend to disagree	26	5.6	6.0
	Strongly disagree	18	3.9	4.1
	Total	434	93.3	100.0
Missing		31	6.7	
Total		465	100.0	



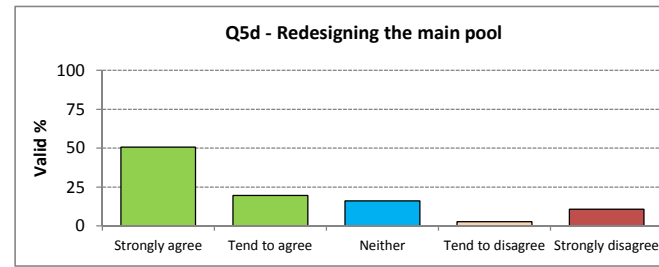
Q5c - Refurbishing the swimming pools

		Frequency	Percent	Valid Percent
Valid	Strongly agree	261	56.1	59.7
	Tend to agree	98	21.1	22.4
	Neither	28	6.0	6.4
	Tend to disagree	7	1.5	1.6
	Strongly disagree	43	9.2	9.8
	Total	437	94.0	100.0
Missing		28	6.0	
Total		465	100.0	



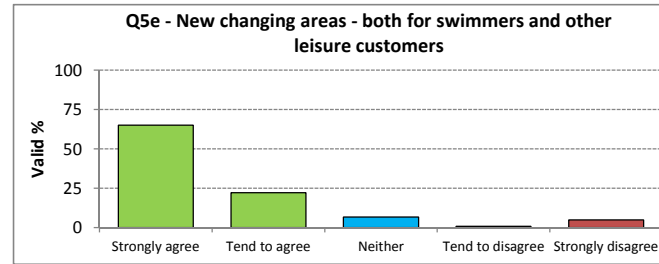
Q5d - Redesigning the main pool

		Frequency	Percent	Valid Percent
Valid	Strongly agree	216	46.5	50.6
	Tend to agree	84	18.1	19.7
	Neither	69	14.8	16.2
	Tend to disagree	12	2.6	2.8
	Strongly disagree	46	9.9	10.8
	Total	427	91.8	100.0
Missing		38	8.2	
Total		465	100.0	



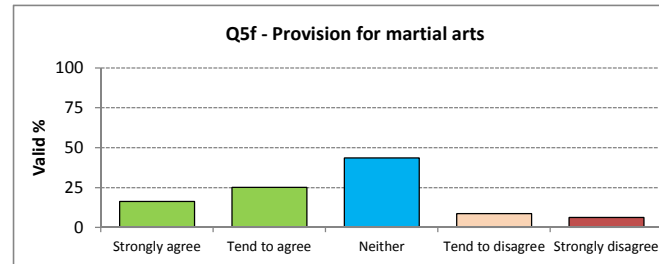
Q5e - New changing areas - both for swimmers and other leisure customers

		Frequency	Percent	Valid Percent
Valid	Strongly agree	289	62.2	65.1
	Tend to agree	99	21.3	22.3
	Neither	30	6.5	6.8
	Tend to disagree	4	.9	.9
	Strongly disagree	22	4.7	5.0
	Total	444	95.5	100.0
Missing		21	4.5	
Total		465	100.0	



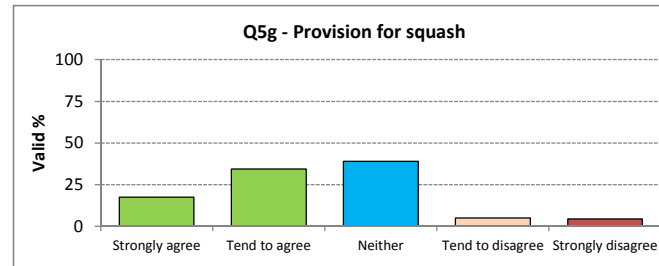
Q5f - Provision for martial arts

		Frequency	Percent	Valid Percent
Valid	Strongly agree	70	15.1	16.4
	Tend to agree	107	23.0	25.1
	Neither	186	40.0	43.6
	Tend to disagree	37	8.0	8.7
	Strongly disagree	27	5.8	6.3
	Total	427	91.8	100.0
Missing		38	8.2	
Total		465	100.0	



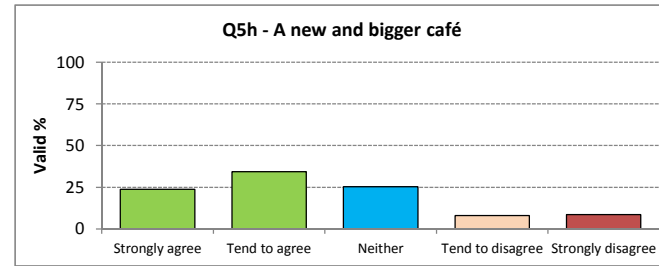
Q5g - Provision for squash

		Frequency	Percent	Valid Percent
Valid	Strongly agree	74	15.9	17.4
	Tend to agree	146	31.4	34.3
	Neither	166	35.7	39.0
	Tend to disagree	21	4.5	4.9
	Strongly disagree	19	4.1	4.5
	Total	426	91.6	100.0
Missing		39	8.4	
Total		465	100.0	



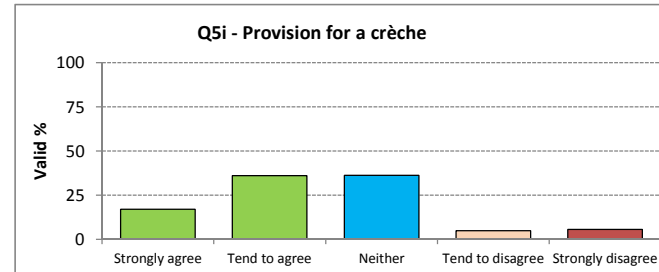
Q5h - A new and bigger café

		Frequency	Percent	Valid Percent
Valid	Strongly agree	105	22.6	23.9
	Tend to agree	151	32.5	34.3
	Neither	111	23.9	25.2
	Tend to disagree	35	7.5	8.0
	Strongly disagree	38	8.2	8.6
	Total	440	94.6	100.0
Missing		25	5.4	
Total		465	100.0	



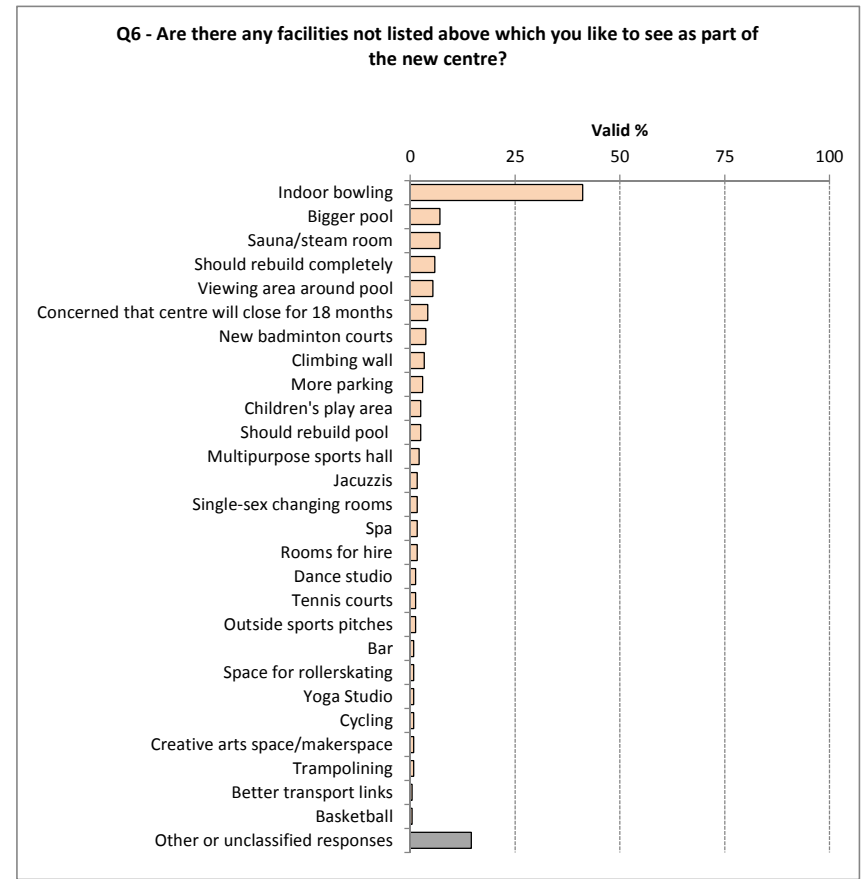
Q5i - Provision for a crèche

		Frequency	Percent	Valid Percent
Valid	Strongly agree	73	15.7	17.1
	Tend to agree	154	33.1	36.1
	Neither	155	33.3	36.3
	Tend to disagree	21	4.5	4.9
	Strongly disagree	24	5.2	5.6
	Total	427	91.8	100.0
Missing		38	8.2	
Total		465	100.0	



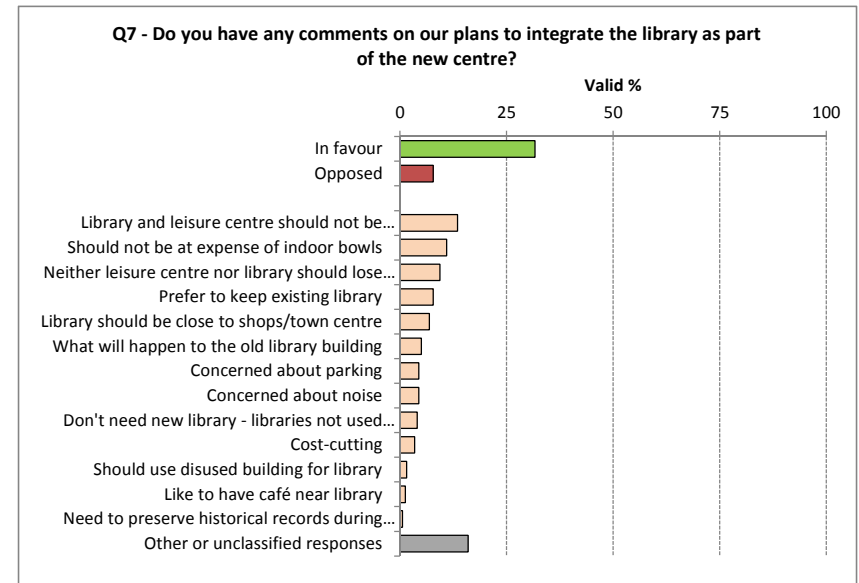
Q6 - Are there any facilities not listed above which you like to see as part of the new centre?

Analysis of repeat themes		Frequency	Percent	Valid percent
Valid	Indoor bowling	99	21.3	41.1
	Bigger pool	17	3.7	7.1
	Sauna/steam room	17	3.7	7.1
	Should rebuild completely	14	3.0	5.8
	Viewing area around pool	13	2.8	5.4
	Concerned that centre will close for 18 months	10	2.2	4.1
	New badminton courts	9	1.9	3.7
	Climbing wall	8	1.7	3.3
	More parking	7	1.5	2.9
	Children's play area	6	1.3	2.5
	Should rebuild pool	6	1.3	2.5
	Multipurpose sports hall	5	1.1	2.1
	Jacuzzis	4	0.9	1.7
	Single-sex changing rooms	4	0.9	1.7
	Spa	4	0.9	1.7
	Rooms for hire	4	0.9	1.7
	Dance studio	3	0.6	1.2
	Tennis courts	3	0.6	1.2
	Outside sports pitches	3	0.6	1.2
	Bar	2	0.4	0.8
	Space for rollerskating	2	0.4	0.8
	Yoga Studio	2	0.4	0.8
	Cycling	2	0.4	0.8
	Creative arts space/makerspace	2	0.4	0.8
	Trampolining	2	0.4	0.8
	Better transport links	1	0.2	0.4
	Basketball	1	0.2	0.4
	Other or unclassified responses	35	7.5	14.5
	Total no. of responses	241	51.8	100.0
Missing		224	48.2	
Total		465	100.0	



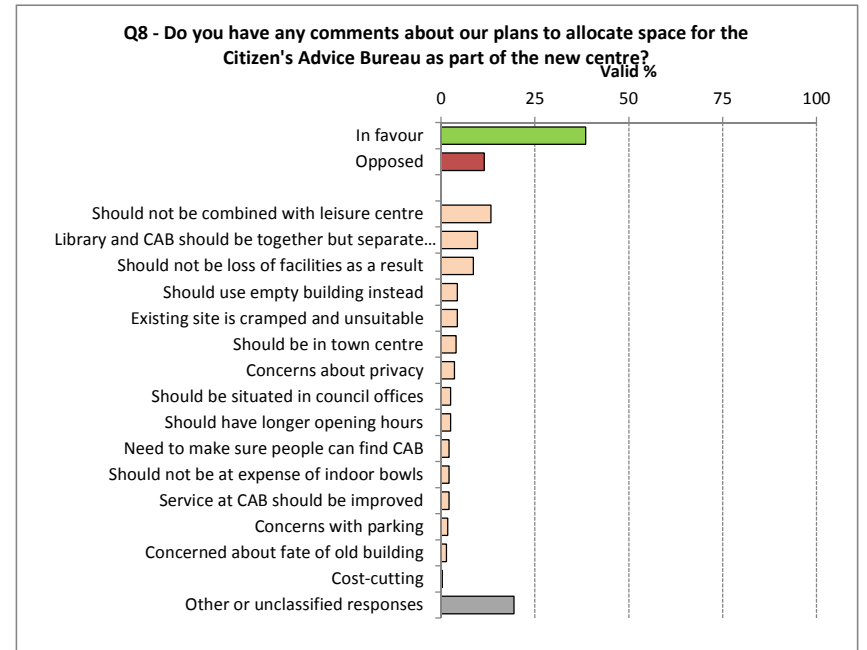
Q7 - Do you have any comments on our plans to integrate the library as part of the new centre?

Analysis of repeat themes		Frequency	Percent	Valid Percent
Valid	In favour	101	21.7	31.7
	Opposed	25	5.4	7.8
	Library and leisure centre should not be combined	43	9.2	13.5
	Should not be at expense of indoor bowls	35	7.5	11.0
	Neither leisure centre nor library should lose facilities as a result	30	6.5	9.4
	Prefer to keep existing library	25	5.4	7.8
	Library should be close to shops/town centre	22	4.7	6.9
	What will happen to the old library building	16	3.4	5.0
	Concerned about parking	14	3.0	4.4
	Concerned about noise	14	3.0	4.4
	Don't need new library - libraries not used enough any more	13	2.8	4.1
	Cost-cutting	11	2.4	3.4
	Should use disused building for library	5	1.1	1.6
	Like to have café near library	4	0.9	1.3
	Need to preserve historical records during move	2	0.4	0.6
	Other or unclassified responses	51	11.0	16.0
	Total no. of responses	319	68.6	100.0
	Missing	146	31.4	
	Total	465	100.0	



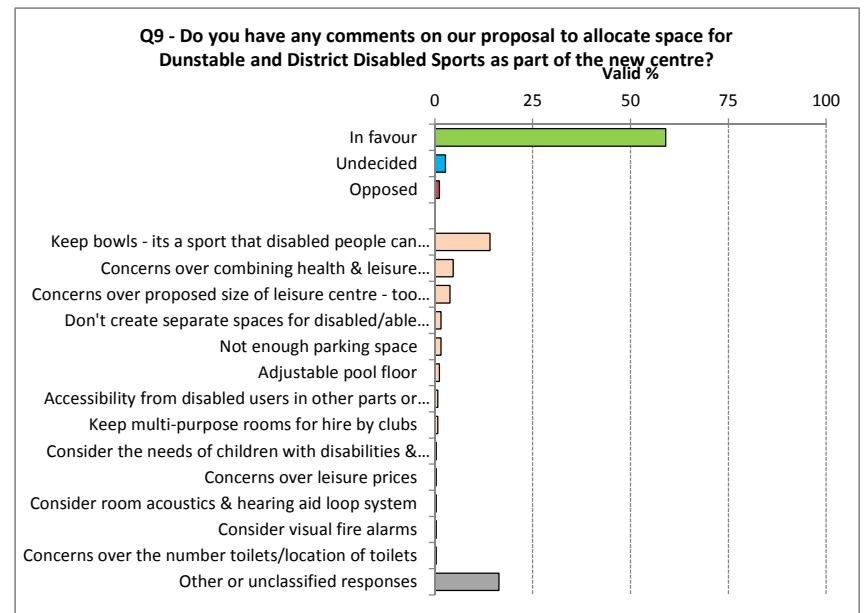
Q8 - Do you have any comments about our plans to allocate space for the Citizen's Advice Bureau as part of the new centre?

Analysis of repeat themes		Frequency	Percent	Valid Percent
Valid	In favour	107	23.0	38.5
	Opposed	32	6.9	11.5
	Should not be combined with leisure centre	37	8.0	13.3
	Library and CAB should be together but separate from leisure centre, such as in existing library building	27	5.8	9.7
	Should not be loss of facilities as a result	24	5.2	8.6
	Should use empty building instead	12	2.6	4.3
	Existing site is cramped and unsuitable	12	2.6	4.3
	Should be in town centre	11	2.4	4.0
	Concerns about privacy	10	2.2	3.6
	Should be situated in council offices	7	1.5	2.5
	Should have longer opening hours	7	1.5	2.5
	Need to make sure people can find CAB	6	1.3	2.2
	Should not be at expense of indoor bowls	6	1.3	2.2
	Service at CAB should be improved	6	1.3	2.2
	Concerns with parking	5	1.1	1.8
	Concerned about fate of old building	4	0.9	1.4
	Cost-cutting	1	0.2	0.4
	Other or unclassified responses	54	11.6	19.4
	Total no. of responses	278	59.8	100.0
	Missing	187	40.2	
Total	465	100.0		



Q9 - Do you have any comments on our proposal to allocate space for Dunstable and District Disabled Sports as part of the new centre?

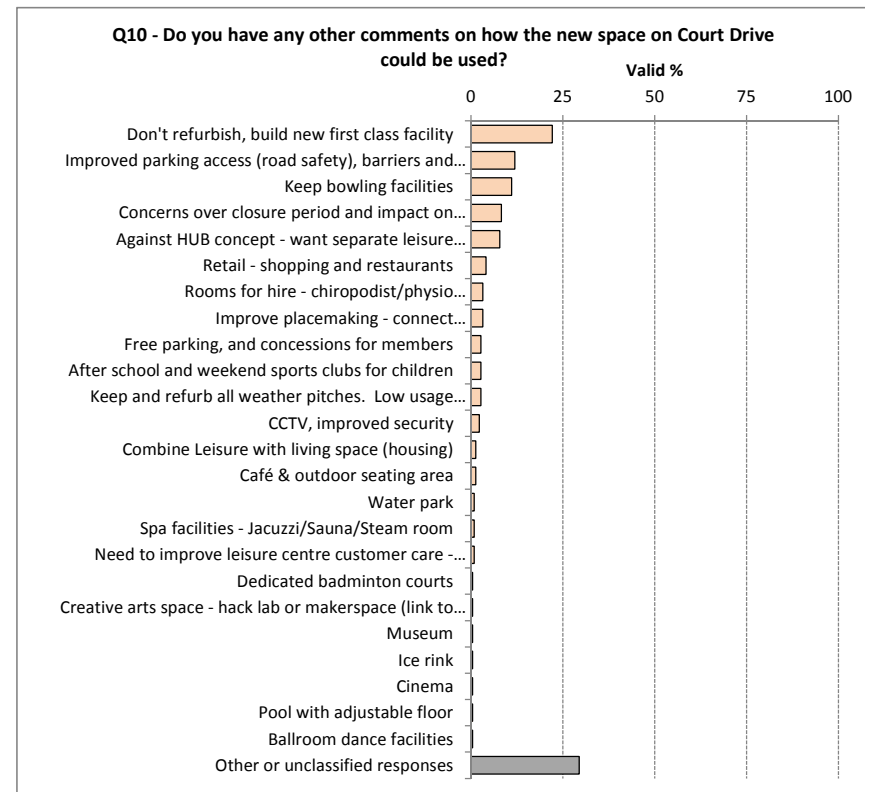
Analysis of repeat themes		Frequency	Percent	Valid Percent
Valid	In favour	151	32.5	59.0
	Undecided	7	1.5	2.7
	Opposed	3	0.6	1.2
	Keep bowls - its a sport that disabled people can take part in	36	7.7	14.1
	Concerns over combining health & leisure provision in same building	12	2.6	4.7
	Concerns over proposed size of leisure centre - too small	10	2.2	3.9
	Don't create separate spaces for disabled/able bodied - integrate fully	4	0.9	1.6
	Not enough parking space	4	0.9	1.6
	Adjustable pool floor	3	0.6	1.2
	Accessibility from disabled users in other parts or Central Beds - Transport?	2	0.4	0.8
	Keep multi-purpose rooms for hire by clubs	2	0.4	0.8
	Consider the needs of children with disabilities & spectrum disorders	1	0.2	0.4
	Concerns over leisure prices	1	0.2	0.4
	Consider room acoustics & hearing aid loop system	1	0.2	0.4
	Consider visual fire alarms	1	0.2	0.4
	Concerns over the number toilets/location of toilets	1	0.2	0.4
	Other or unclassified responses	42	9.0	16.4
	Total no. of responses	256	55.1	100.0
	Missing	209	44.9	
	Total	465	100.0	



Note to Q9: Almost all of the respondents who mentioned Bowling are in favour of integrating facilities for disabled but want to include bowling as part of this core offer. Some suggested creating multi-purpose bowling space that can be covered and used for different activities.

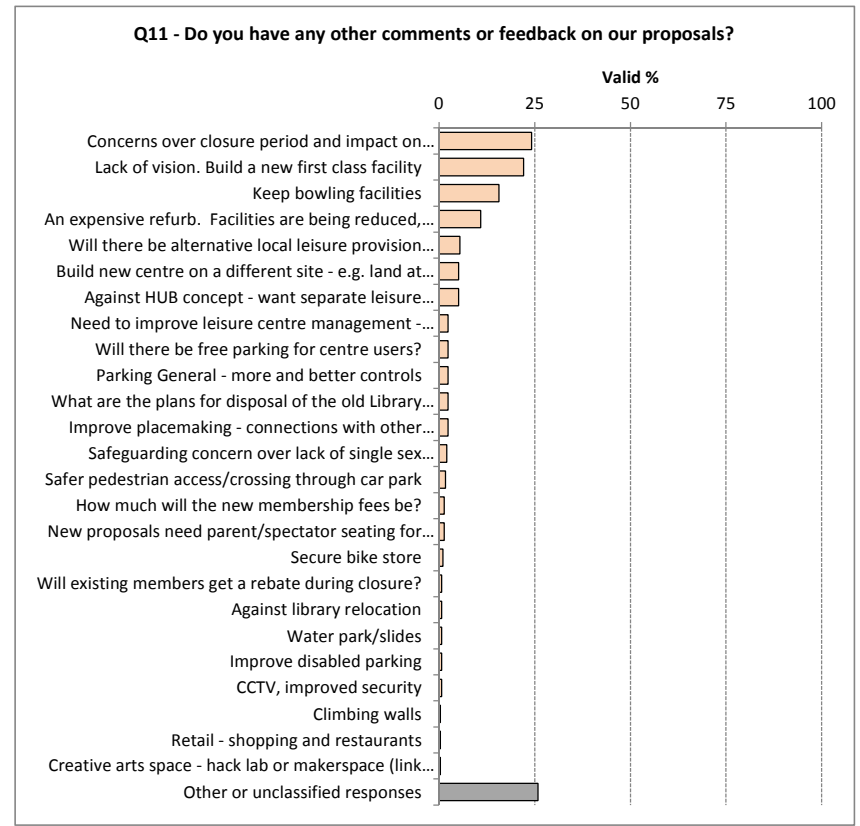
Q10 - Do you have any other comments on how the new space on Court Drive could be used?

Analysis of repeat themes		Frequency	Percent	Valid Percent
Valid	Don't refurbish, build new first class facility	48	10.3	22.1
	Improved parking access (road safety), barriers and controls	26	5.6	12.0
	Keep bowling facilities	24	5.2	11.1
	Concerns over closure period and impact on swimming club	18	3.9	8.3
	Against HUB concept - want separate leisure centre/library	17	3.7	7.8
	Retail - shopping and restaurants	9	1.9	4.1
	Rooms for hire - chiropodist/physio therapist/health & wellbeing	7	1.5	3.2
	Improve placemaking - connect Grove/Library/Gardens area as a whole. Mis	7	1.5	3.2
	Free parking, and concessions for members	6	1.3	2.8
	After school and weekend sports clubs for children	6	1.3	2.8
	Keep and refurb all weather pitches. Low usage due to poor surface.	6	1.3	2.8
	CCTV, improved security	5	1.1	2.3
	Combine Leisure with living space (housing)	3	0.6	1.4
	Café & outdoor seating area	3	0.6	1.4
	Water park	2	0.4	0.9
	Spa facilities - Jacuzzi/Sauna/Steam room	2	0.4	0.9
	Need to improve leisure centre customer care - problems with existing staff a	2	0.4	0.9
	Dedicated badminton courts	1	0.2	0.5
	Creative arts space - hack lab or makerspace (link to college)	1	0.2	0.5
	Museum	1	0.2	0.5
	Ice rink	1	0.2	0.5
	Cinema	1	0.2	0.5
	Pool with adjustable floor	1	0.2	0.5
	Ballroom dance facilities	1	0.2	0.5
	Other or unclassified responses	64	13.8	29.5
	Total no. of responses	217	46.7	100.0
Missing		248	53.3	
Total		465	100.0	



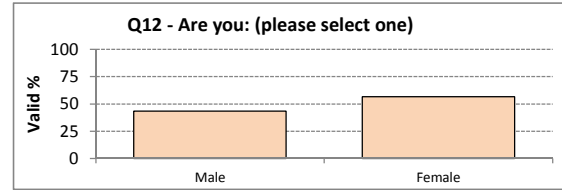
Q11 - Do you have any other comments or feedback on our proposals?

Analysis of repeat themes		Frequency	Percent	Valid Percent
Valid	Concerns over closure period and impact on swimming club & leisure users	71	15.3	24.1
	Lack of vision. Build a new first class facility	65	14.0	22.1
	Keep bowling facilities	46	9.9	15.6
	An expensive refurb. Facilities are being reduced, not improved	32	6.9	10.9
	Will there be alternative local leisure provision during closure?	16	3.4	5.4
	Build new centre on a different site - e.g. land at rear of Go Bowling	15	3.2	5.1
	Against HUB concept - want separate leisure centre/library	15	3.2	5.1
	Need to improve leisure centre management - customer care & facilities clea	7	1.5	2.4
	Will there be free parking for centre users?	7	1.5	2.4
	Parking General - more and better controls	7	1.5	2.4
	What are the plans for disposal of the old Library building?	7	1.5	2.4
	Improve placemaking - connections with other buildings	7	1.5	2.4
	Safeguarding concern over lack of single sex changing & showering facilities	6	1.3	2.0
	Safer pedestrian access/crossing through car park	5	1.1	1.7
	How much will the new membership fees be?	4	0.9	1.4
	New proposals need parent/spectator seating for pool	4	0.9	1.4
	Secure bike store	3	0.6	1.0
	Will existing members get a rebate during closure?	2	0.4	0.7
	Against library relocation	2	0.4	0.7
	Water park/slides	2	0.4	0.7
	Improve disabled parking	2	0.4	0.7
	CCTV, improved security	2	0.4	0.7
	Climbing walls	1	0.2	0.3
	Retail - shopping and restaurants	1	0.2	0.3
	Creative arts space - hack lab or makerspace (link to college)	1	0.2	0.3
	Other or unclassified responses	76	16.3	25.9
	Total no. of responses	294	63.2	100.0
Missing		171	36.8	
Total		465	100.0	



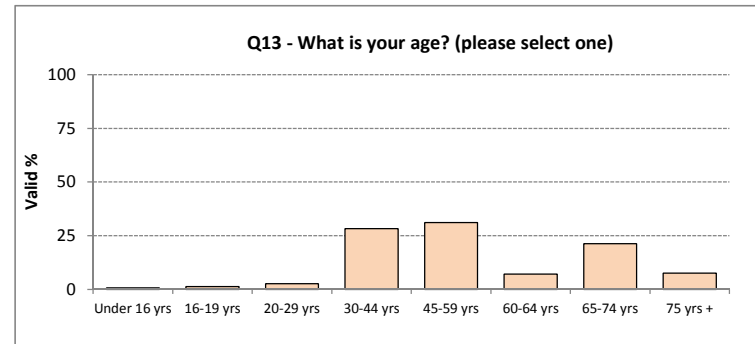
Q12 - Are you: (please select one)

		Frequency	Percent	Valid Percent
Valid	Male	192	41.3	43.3
	Female	251	54.0	56.7
	Total	443	95.3	100.0
Missing		22	4.7	
Total		465	100.0	



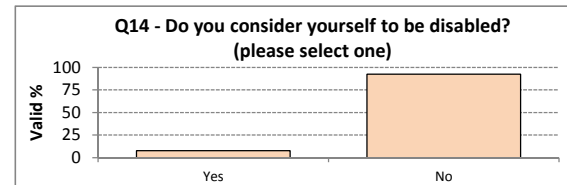
Q13 - What is your age? (please select one)

		Frequency	Percent	Valid Percent
Valid	Under 16 yrs	3	0.6	0.7
	16-19 yrs	6	1.3	1.3
	20-29 yrs	12	2.6	2.7
	30-44 yrs	127	27.3	28.2
	45-59 yrs	140	30.1	31.1
	60-64 yrs	32	6.9	7.1
	65-74 yrs	96	20.6	21.3
	75 yrs +	34	7.3	7.6
Missing		15	3.2	
Total		465	100.0	



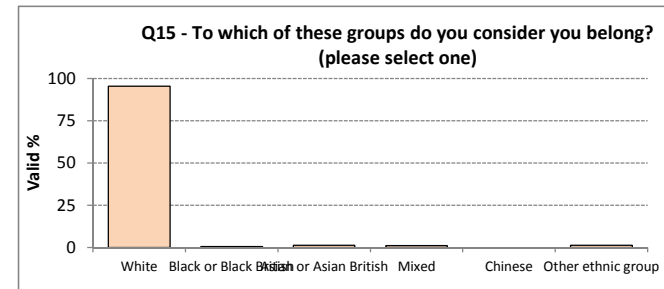
Q14 - Do you consider yourself to be disabled? (please select one)

		Frequency	Percent	Valid Percent
Valid	Yes	33	7.1	7.5
	No	407	87.5	92.5
	Total	440	94.6	100.0
Missing		25	5.4	
Total		465	100.0	



Q15 - To which of these groups do you consider you belong? (please select one)

		Frequency	Percent	Valid Percent
Valid	White	417	89.7	95.4
	Black or Black British	3	.6	.7
	Asian or Asian British	6	1.3	1.4
	Mixed	5	1.1	1.1
	Chinese	0	0.0	0.0
	Other ethnic group	6	1.3	1.4
	Total	437	94.0	100.0
Missing		28	6.0	
Total		465	100.0	



Q15a - If other, please specify:

		Frequency	Percent	Valid Percent
Valid	African, French, English	1	16.7	20.0
	English	2	33.3	40.0
	PINK	1	16.7	20.0
	Please note that the colour of an individuals skin does NOT denote ethnics	1	16.7	20.0
	Total	5	83.3	100.0
Missing		1	16.7	
Total		6	100.0	